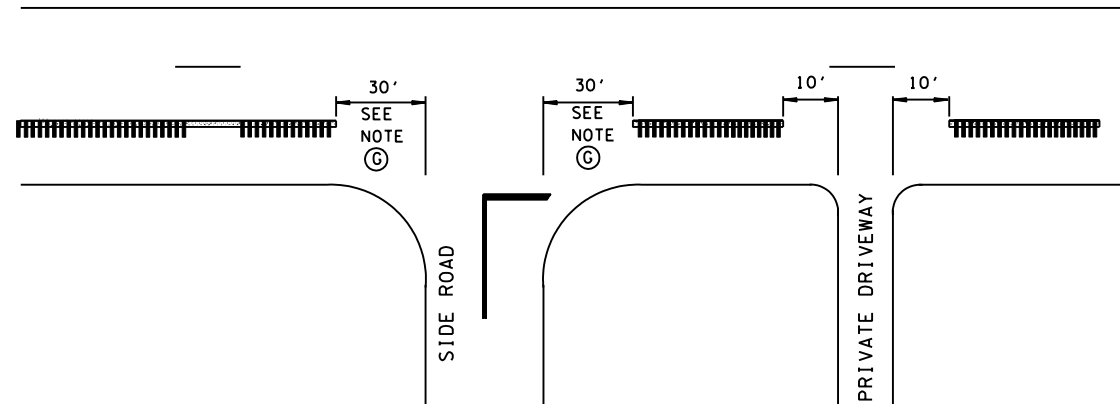
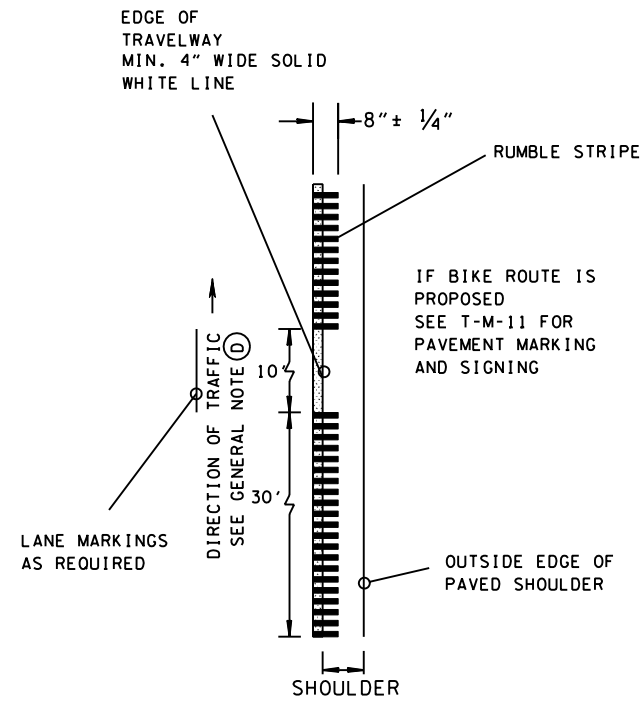


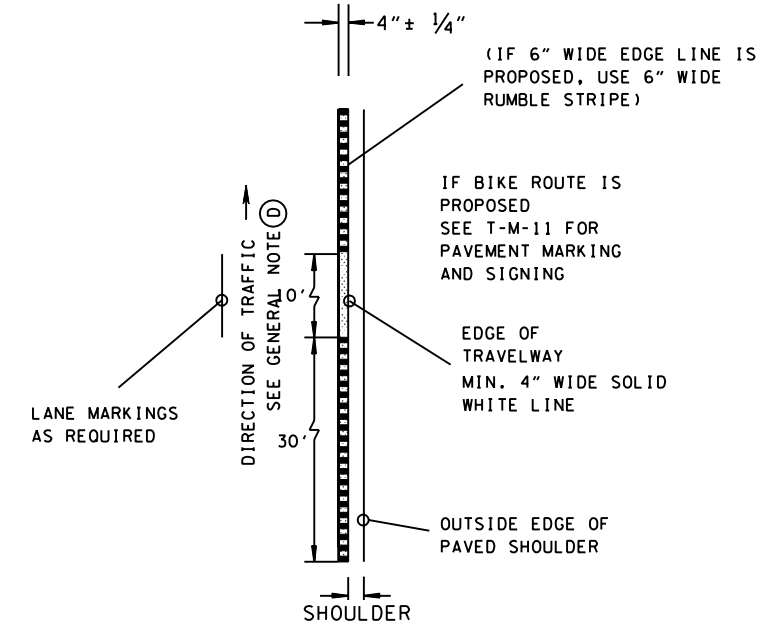
TYPICAL RUMBLE STRIPE INSTALLATION DETAILS FOR NON-ACCESS CONTROLLED ROUTES



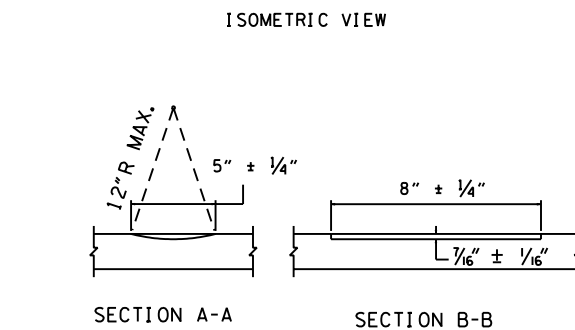
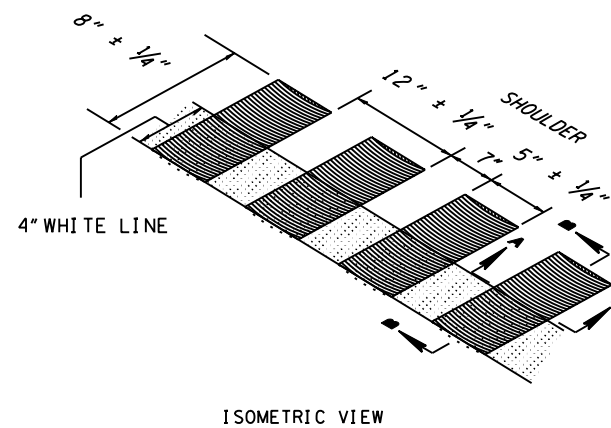
SIDE ROAD AND DRIVEWAY RUMBLE STRIP INSTALLATION DETAILS



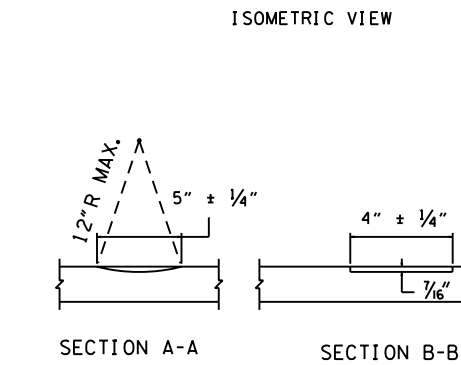
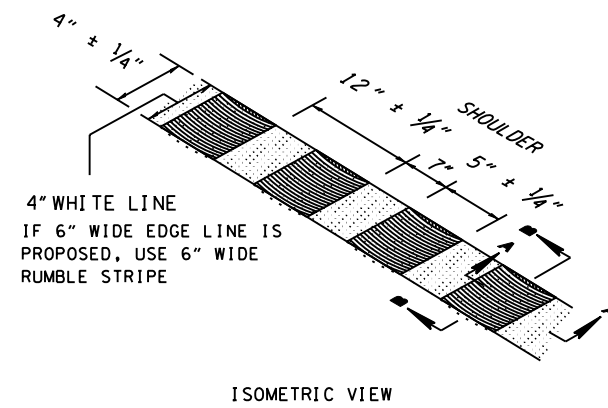
AVAILABLE PAVED SHOULDER WIDTH 2' OR GREATER



AVAILABLE PAVED SHOULDER WIDTH 0' - 2'



TYPICAL 8" WIDE RUMBLE STRIPE INSTALLATION



TYPICAL 4" WIDE RUMBLE STRIPE INSTALLATION

NOTE:
4" WIDE RUMBLE IS NOT A PREFERRED APPLICATION IT SHOULD BE USED LOCATIONS WHERE NO SHOULDER IS AVAILABLE AND RUMBLE STRIP IS REQUIRED FOR A SAFETY UPGRADE.

- RUMBLE STRIPE GENERAL NOTES**
- (A) WHEN RUMBLE STRIPES USED ON NON-ACCESS CONTROLLED FACILITIES, THEY SHOULD BE DISCONTINUED IN ADVANCE OF DRIVEWAYS, INTERSECTIONS, AND MEDIAN OPENINGS.
 - (B) MILLED-IN RUMBLE STRIPE WITH $5" \pm \frac{1}{4}"$ GROOVES, $\frac{1}{16}" \pm \frac{1}{16}"$ DEEP, ON $12" \pm \frac{1}{4}"$ SPACING.
 - (C) WHEN RUMBLE STRIPES ARE INSTALLED ON ACCESS CONTROLLED ROUTES, THE RUMBLE IS TO BE INSTALLED CONTINUOUS WITHOUT THE 10' GAP. RUMBLE WIDTH SHALL BE 16" WIDE AS DETAILED ON STD. DWG. T-M-15B.
 - (D) A 10 FEET LONG GAP BETWEEN 30 FEET LONG SECTIONS OF RUMBLE STRIPES IS REQUIRED TO ACCOMMODATE BICYCLES.
 - (E) RUMBLE STRIPES SHOULD NOT BE USED WHEN BIKE LANE ARE PRESENT.
 - (F) WHEN THE SIDE ROAD RADIUS IS GREATER THAN 30' RUMBLE STRIPE APPLICATION SHOULD BE DISCONTINUED 50' IN ADVANCE.
 - (G) RUMBLE STRIPE INSTALLATION SHALL BE PAID UNDER THE FOLLOWING ITEM NUMBERS
411-12.03. SCORING FOR RUMBLE STRIPE (NON-CONTINUOUS) (8" WIDTH) PER L.M.
411-12.04. SCORING FOR RUMBLE STRIPE (NON-CONTINUOUS) (4" WIDTH) PER L.M.

STATE OF TENNESSEE
DEPARTMENT OF TRANSPORTATION

TYPICAL RUMBLE STRIPE APPLICATION DETAILS FOR NON-ACCESS CONTROLLED ROUTES

12-1-09 T-M-16